

Pool

TOGAMA
MORE THAN MOSAIC



Production process.

TOGAMA produces pressed glass mosaic and subsequently processed in the kiln. Developed and engineered to resist chemicals, freezing, stain resistance, abrasion, solar radiation, temperature changes. Due to its inalterability and 0 porosity, it's easy to clean and to place, ideal for covering swimming pools, wellness, as decorative solutions for interior and exterior spaces.



24-hour service.

We strive to improve and grow every day. For this reason, we offer our customers 24-hour service.



Continuous improvement.

In 2009, we started with the LEAN method. The Lean methodology consists in improving all the processes of the creation, the start-up and the development of the company thanks to a general attitude which lays the foundations for a stabilization of the circuits and a continuous detection of errors or points to be improved.

International expansion.



65% export
We are present in 74 countries.
Knowledge and adaptation to the characteristics of each market.

Quality and Environment Policy.



TOGAMA defines and revises its quality and environment policy in order to guarantee its continuous adaptation to the objective of the organization, its main objective being to increase and maintain customer satisfaction and to prevent pollution and protection of the environment.



ISO quality. 9001 / 14001

Quality should not be offered only and exclusively in finished products, but should be present throughout the production process, including manufacturing.
Today, betting on quality is a philosophy that aims for longterm success (profitability, growth and safety).

Registered Company n° 30350001




Technology is the foundation on which we build to execute our strategies and innovate in the experience of our customers.

- Resistance
- Durability
- Easy installation
- Flexibility
- Does not invade the joints
- Excellent Grip



R & D

Togama has an R&D department to keep a constant evolution of new products and the improvement of the existing ones, which allows us to be on the leading edge in term of production of recycled glass mosaic.



Social Networks.


Networks are changing the way information is shared.
We share product images, design trends, relevant company information and a presence at international events.



International fairs.

Presence in the main international fairs of the ceramics field and other related products infected by the process of continuous innovation.







New	7 NOVEDAD NEWS NOUVEAUTÉS	DOLCE VITA
INK FINITY DIGITAL MOSAIC	15 BORA STONE MIST STONE MYTHOS	
LAGOON COLLECTION	41 LAGOON	
	49 BLANCOS WHITE BLANC	
	63 AZULES BLUE BLEU	
	95 VERDES GREEN VERT	
	117 NEGROS BLACK NOIR	
	129 MARRONES BROWN MARRON	
	143 COMBIS MIX MÉLANGES	
	153 ESPECIAL SPECIAL SPÉCIAL	
	157 DISEÑOS PERSONALIZADOS CUSTOM DESIGNS DESSINS PERSONNALISÉS	
	177 CARACTERISTICAS TECNICAS TECHNICAL FEATURES CARACTÉRISTIQUES TECHNIQUES	

INK FINITY
DIGITAL · MOSAIC







MATT MODENA 5X5
31 x 31 cm. | 12,2" x 12,2"
MODE50AY 14




MATT PADOVA 5X5
31 x 31 cm. | 12,2" x 12,2"
PADO50AY 14




MATT VERONA 5X5
31 x 31 cm. | 12,2" x 12,2"
VERO50AY 14



MATT SIENA 5X5
31 x 31 cm. | 12,2" x 12,2"
SIEN50AY 14




MATT CARPE 5X5
31 x 31 cm. | 12,2" x 12,2"
CARP50AY 14



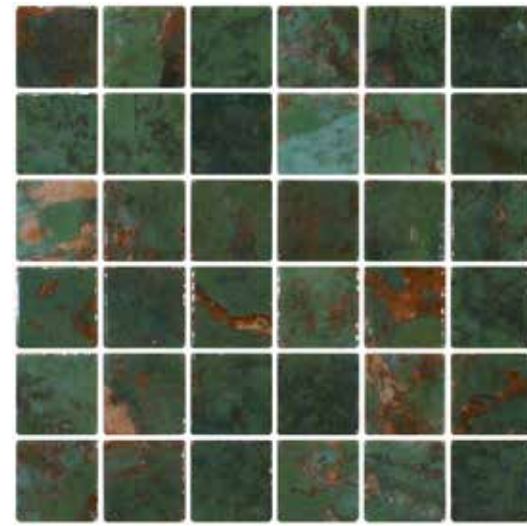
MATT DIEM 5X5
31 x 31 cm. | 12,2" x 12,2"
DIEM50AY 14

INK FINITY
DIGITAL · MOSAIC







PORTOFINO 5X5
31 x 31 cm. | 12,2" x 12,2"
PORT50Y I3




BARI 5X5
31 x 31 cm. | 12,2" x 12,2"
BARI50Y I3




FIORI 5X5
31 x 31 cm. | 12,2" x 12,2"
FIOR50Y I3



AMALFI 5X5
31 x 31 cm. | 12,2" x 12,2"
AMAL50Y I3



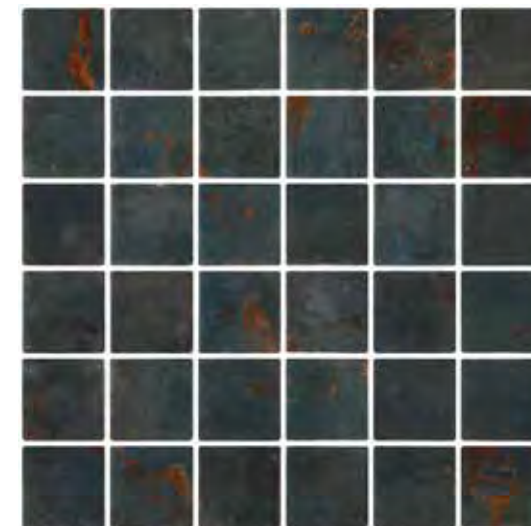
TREVI 5X5
31 x 31 cm. | 12,2" x 12,2"
TREV50Y I3




MATT PORTOFINO 5X5
31 x 31 cm. | 12,2" x 12,2"
PORT50AY I4




MATT BARI 5X5
31 x 31 cm. | 12,2" x 12,2"
BARI50AY I4



MATT FIORI 5X5
31 x 31 cm. | 12,2" x 12,2"
FIOR50AY I4



MATT AMALFI 5X5
31 x 31 cm. | 12,2" x 12,2"
AMAL50AY I4




MATT TREVI 5X5
31 x 31 cm. | 12,2" x 12,2"
TREV50AY I4



BORA STONE COLLECTION




JADE 5X5
31 x 31 cm. | 12,2" x 12,2"
JADE50Y I3




JADE
33,4 x 33,4 cm. | 13,1" x 13,1"
JADE25Y I1




MATT JADE 5X5
31 x 31 cm. | 12,2" x 12,2"
JADE50AY I4



MATT JADE
33,4 x 33,4 cm. | 13,1" x 13,1"
JADE25AY I2




HANOI 5X5
31 x 31 cm. | 12,2" x 12,2"
HANO50Y I3



HANOI
33,4 x 33,4 cm. | 13,1" x 13,1"
HANO25Y I1



MATT HANOI 5X5
31 x 31 cm. | 12,2" x 12,2"
HANO50AY I4




MATT HANOI
33,4 x 33,4 cm. | 13,1" x 13,1"
HANO25AY I2




OCEAN 5x5
31 x 31 cm. | 12,2" x 12,2"
OCEA50Y I3



OCEAN
33,4 x 33,4 cm. | 13,1" x 13,1"
OCEA25Y I1



MATT OCEAN 5x5
31 x 31 cm. | 12,2" x 12,2"
OCEA50AY I4



MATT OCEAN
33,4 x 33,4 cm. | 13,1" x 13,1"
OCEA25AY I2

INK FINITY
DIGITAL · MOSAIC

**MIST
STONE
COLLECTION**



MATT *Clay* 5x5




MATT *Clay* 5x5



MATT CLAY 5x5
31 x 31 cm. | 12,2" x 12,2"
CLAY50AY I4



MATT SAND 5x5
31 x 31 cm. | 12,2" x 12,2"
SAND50AY I4



MATT NERO 5X5
31 x 31 cm. | 12,2" x 12,2"
NERO50AY I4



MATT SNOW 5X5
31 x 31 cm. | 12,2" x 12,2"
SNOW50AY I4



MATT *Cloud* 5x5




MATT *Storm* 5x5



MATT *Storm* 5x5




MATT STORM 5X5
31 x 31 cm. | 12,2" x 12,2"
STOR50AY I4



MATT CLOUD 5X5
31 x 31 cm. | 12,2" x 12,2"
CLOU50AY I4

INK FINITY
DIGITAL · MOSAIC


MYTHOS COLLECTION



ITACA
33,4 x 33,4 cm. | 13,1" x 13,1"
ITAC25Y I1



MATT ITACA
33,4 x 33,4 cm. | 13,1" x 13,1"
ITAC25AY I2



FEROE
33,4 x 33,4 cm. | 13,1" x 13,1"
FERO25Y I1



CORFÚ
33,4 x 33,4 cm. | 13,1" x 13,1"
CORF25Y I1




MATT FEROE
33,4 x 33,4 cm. | 13,1" x 13,1"
FERO25AY I2



MATT CORFÚ
33,4 x 33,4 cm. | 13,1" x 13,1"
CORF25AY I2



MILOS
33,4 x 33,4 cm. | 13,1" x 13,1"
MILO25Y I1




DELLOS
33,4 x 33,4 cm. | 13,1" x 13,1"
DLFS25Y I1



MATT MILOS
33,4 x 33,4 cm. | 13,1" x 13,1"
MILO25AY I2



MATT DELLOS
33,4 x 33,4 cm. | 13,1" x 13,1"
DLFS25AY I2



CAPRI
33,4 x 33,4 cm. | 13,1" x 13,1"
CAPR25Y I1



ELBA
33,4 x 33,4 cm. | 13,1" x 13,1"
ELBA25Y I1



MATT CAPRI
33,4 x 33,4 cm. | 13,1" x 13,1"
CAPR25AY I2



MATT ELBA
33,4 x 33,4 cm. | 13,1" x 13,1"
ELBA25AY I2

TOGAMA
MORE THAN MOSAIC



LAGOON
C O L L E C T I O N

5X5
Mosaico vítreo · Glass mosaic · Pâte de verre



PROJECT
RESIDENTIAL POOL

NIEBLA TIKAL 5X5



NIEBLA TIKAL 5X5

31 x 31 cm. | 13,15" x 13,15"
NIVT50Y **A11** NIEBLA



G326 5X5

31 x 31 cm. | 13,15" x 13,15"
G32650Y **C5** NIEBLA




NIEBLA TIKAL ANTI 5x5

31 x 31 cm. | 13,15" x 13,15"
NIVT50AY **B8** NIEBLA ANTIDESLIZANTE



NIEBLA KOH PAI 5X5

31 x 31 cm. | 13,15" x 13,15"
NIKO50Y **A11** NIEBLA



G340 5X5

31 x 31 cm. | 13,15" x 13,15"
G34050Y **C5** NIEBLA




NIEBLA KOH PAI ANTI 5x5

31 x 31 cm. | 13,15" x 13,15"
NIKO50AY **B8** NIEBLA ANTIDESLIZANTE



NIEBLA BACAN PAI 5X5
31 x 31 cm. | 13,15" x 13,15"
NIBA50Y **A11** NIEBLA




G341 5X5
31 x 31 cm. | 13,15" x 13,15"
G34150Y **C5** NIEBLA



NIEBLA BACAN ANTI 5x5
31 x 31 cm. | 13,15" x 13,15"
NIBA50AY **B8** NIEBLA ANTIDESLIZANTE



NIEBLA JAVA 5X5
31 x 31 cm. | 13,15" x 13,15"
NIJA50Y **A11** NIEBLA




G342 5X5
31 x 31 cm. | 13,15" x 13,15"
G34250Y **C5** NIEBLA



NIEBLA JAVA ANTI 5x5
31 x 31 cm. | 13,15" x 13,15"
NIJA50AY **B8** NIEBLA ANTIDESLIZANTE

PROJECT
RESIDENTIAL POOL

NIEBLA CHUKUM ANTI 5X5




NIEBLA CHUKUM ANTI 5X5
31 x 31 cm. | 13,15" x 13,15"
CHUK50AY B8 NIEBLA ANTIDESLIZANTE



NIEBLA BATUR ANTI 5X5
31 x 31 cm. | 13,15" x 13,15"
BATU50AY B8 NIEBLA ANTIDESLIZANTE

TOGAMA
MORE THAN MOSAIC



BLANCO WHITE BLANC



PROJECT
RESIDENTIAL POOL

BLANCO



PROJECT
RESIDENTIAL POOL
NIEBLA BLANCO



PROJECT
CALDEA KIDS
ANDORRA
BLANCO SILK






PROJECT
SHA WELLNESS CLINIC SPA
ALICANTE, SPAIN

BLANCO




PROJECT
RESIDENTIAL POOL
BLANCO GLOSSY
G305







BLANCO 5x5
31 x 31 cm. | 13,15" x 13,15"
BNCO50Y **A10** LISO




BLANCO
33,4 x 33,4 cm. | 13,15" x 13,15"
BNCO25Y **A4** LISO




NIEBLA BLANCO
33,4 x 33,4 cm. | 13,15" x 13,15"
NIBL25Y **A3** NIEBLA



G305
33,4 x 33,4 cm. | 13,15" x 13,15"
G30525Y2 **C1** GLOSSY



BLANCO 5x5 SILK
31 x 31 cm. | 13,15" x 13,15"
BNCO50AY **B8** LISO ANTIDESLIZANTE



BLANCO SILK
33,4 x 33,4 cm. | 13,15" x 13,15"
BNCO25AY **B1** LISO ANTIDESLIZANTE



FORMATO · SIZE · FORMAT 2,5 x 2,5 cm.




G328
33,4 x 33,4 cm. | 13,15" x 13,15"
G32825Y2 **C1** NIEBLA GLOSSY


TOGAMA
MORE THAN MOSAIC



AZUL BLUE BLEU






PROJECT
LOS VENEROS
PUERTO VALLARTA, MEXICO
NIEBLA PISCINA





PROJECT
RESIDENTIAL POOL

NIEBLA PISCINA



PROJECT
RESIDENTIAL POOL
COLOMBIA
G322



PROJECT
HOTEL AZUL
PUERTO VALLARTA, MEXICO
NIEBLA AZUL
NIEBLA FUERTE







PROJECT
RESIDENTIAL POOL
NIEBLA FUERTE 5X5





PROJECT
RESIDENTIAL POOL
NIEBLA FUERTE 5X5




PROJECT
HOTEL & RESORT
MALDIVE ISLANDS
AZUL FUERTE
NIEBLA FUERTE




PROJECT
RESIDENTIAL POOL
AZUL FUERTE




PROJECT
RESIDENTIAL POOL
AZUL COBALTO







AZUL PISCINA
33,4 x 33,4 cm. | 13,15" x 13,15"
AZPI25Y **A4** LISO




AZUL CLARO
33,4 x 33,4 cm. | 13,15" x 13,15"
AZCL25Y **A4** LISO




AZUL MEDIO
33,4 x 33,4 cm. | 13,15" x 13,15"
AZME25Y **A4** LISO




AZUL PISCINA SILK
33,4 x 33,4 cm. | 13,15" x 13,15"
AZPI25AY **B2** LISO ANTIDESLIZANTE




AZUL CLARO SILK
33,4 x 33,4 cm. | 13,15" x 13,15"
AZCL25AY **B2** LISO ANTIDESLIZANTE




AZUL MEDIO SILK
33,4 x 33,4 cm. | 13,15" x 13,15"
AZME25AY **B2** LISO ANTIDESLIZANTE




AZUL FUERTE
33,4 x 33,4 cm. | 13,15" x 13,15"
AZFU25Y **A5** LISO




AZUL COBALTO
33,4 x 33,4 cm. | 13,15" x 13,15"
AZCO25Y **A6** LISO




G308
33,4 x 33,4 cm. | 13,15" x 13,15"
G30825Y2 **C3** GLOSSY



AZUL FUERTE SILK
33,4 x 33,4 cm. | 13,15" x 13,15"
AZFU25AY **B3** LISO ANTIDESLIZANTE



AZUL COBALTO SILK
33,4 x 33,4 cm. | 13,15" x 13,15"
AZCO25AY **B4** LISO ANTIDESLIZANTE




G306
33,4 x 33,4 cm. | 13,15" x 13,15"
G30625Y2 **C1** GLOSSY




PROJECT
RESIDENTIAL POOL


NIEBLA PISCINA
NIEBLA AZUL
NIEBLA FUERTE




NIEBLA PISCINA
33,4 x 33,4 cm. | 13,15" x 13,15"
NIPI25Y **A3** NIEBLA



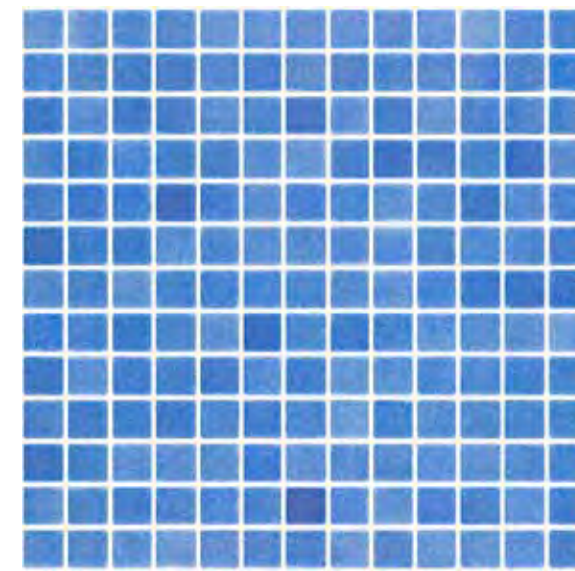
NIEBLA AZUL
33,4 x 33,4 cm. | 13,15" x 13,15"
NIAZ25Y **A3** NIEBLA




NIEBLA FUERTE
33,4 x 33,4 cm. | 13,15" x 13,15"
NIFU25Y **A3** NIEBLA



NIEBLA PISCINA SILK
33,4 x 33,4 cm. | 13,15" x 13,15"
NIPI25AY **B1** NIEBLA ANTIDESLIZANTE



NIEBLA AZUL SILK
33,4 x 33,4 cm. | 13,15" x 13,15"
NIAZ25AY **B1** NIEBLA ANTIDESLIZANTE




NIEBLA FUERTE SILK
33,4 x 33,4 cm. | 13,15" x 13,15"
NIFU25AY **B1** NIEBLA ANTIDESLIZANTE




PROJECT
RESIDENTIAL POOL
GLOSSY G322




GLOSSY G325




G322
33,4 x 33,4 cm. | 13,15" x 13,15"
G32225Y2 C1 NIEBLA GLOSSY




G325
33,4 x 33,4 cm. | 13,15" x 13,15"
G32525Y2 C1 NIEBLA GLOSSY




PROJECT
RESIDENTIAL POOL
NIEBLA FUERTE 5X5



NIEBLA PISCINA 5x5
31 x 31 cm. | 13,15" x 13,15"
NIP150Y A10 NIEBLA




NIEBLA AZUL 5x5
31 x 31 cm. | 13,15" x 13,15"
NIAZ50Y A10 NIEBLA




NIEBLA FUERTE 5x5
31 x 31 cm. | 13,15" x 13,15"
NIFU50Y A10 NIEBLA


TOGAMA
MORE THAN MOSAIC



VERDE GREEN VERT



PROJECT
RESIDENTIAL POOL
NIEBLA 202



PROJECT
RESIDENTIAL POOL
NIEBLA 203



PROJECT
SIRENNIS COUNTRY CLUB
IBIZA, SPAIN
NIEBLA 203 SILK




PROJECT
PRIVATE VILLA
COSTA RICA
252




PROJECT
HOTEL THE BEACH STAR
IBIZA, SPAIN
NIEBLA MENTA




PROJECT
HOTEL & RESORT STELLA ISLAND
CRETA
NIEBLA MENTA



NIEBLA MENTA
33,4 x 33,4 cm. | 13,15" x 13,15"
NIME25Y A3 NIEBLA




NIEBLA MENTA SILK
33,4 x 33,4 cm. | 13,15" x 13,15"
NIME25AY B1 NIEBLA ANTIDESLIZANTE




PROJECT
RESIDENTIAL POOL


254




271
33,4 x 33,4 cm. | 13,15" x 13,15"
027125Y **A6** LISO




254
33,4 x 33,4 cm. | 13,15" x 13,15"
025425Y **A5** LISO




253
33,4 x 33,4 cm. | 13,15" x 13,15"
025325Y **A5** LISO




252
33,4 x 33,4 cm. | 13,15" x 13,15"
025225Y **A5** LISO




271 SILK
33,4 x 33,4 cm. | 13,15" x 13,15"
027125AY **B4** LISO ANTIDESLIZANTE



254 SILK
33,4 x 33,4 cm. | 13,15" x 13,15"
025425AY **B3** LISO ANTIDESLIZANTE



253 SILK
33,4 x 33,4 cm. | 13,15" x 13,15"
025325AY **B3** LISO ANTIDESLIZANTE




252 SILK
33,4 x 33,4 cm. | 13,15" x 13,15"
025225AY **B3** LISO ANTIDESLIZANTE




RESIDENTIAL POOL
NIEBLA 202




NIEBLA TIKAL
33,4 x 33,4 cm. | 13,15" x 13,15"
NIVT25Y **A4** NIEBLA




NIEBLA 202
33,4 x 33,4 cm. | 13,15" x 13,15"
020225Y **A4** NIEBLA




NIEBLA 203
33,4 x 33,4 cm. | 13,15" x 13,15"
020325Y **A4** NIEBLA




NIEBLA 204
33,4 x 33,4 cm. | 13,15" x 13,15"
020425Y **A4** NIEBLA




NIEBLA TIKAL SILK
33,4 x 33,4 cm. | 13,15" x 13,15"
NIVT25AY **B2** NIEBLA ANTIDESLIZANTE




NIEBLA 202 SILK
33,4 x 33,4 cm. | 13,15" x 13,15"
020225AY **B2** NIEBLA ANTIDESLIZANTE




NIEBLA 203 SILK
33,4 x 33,4 cm. | 13,15" x 13,15"
020325AY **B2** NIEBLA ANTIDESLIZANTE



NIEBLA 204 SILK
33,4 x 33,4 cm. | 13,15" x 13,15"
020425AY **B2** NIEBLA ANTIDESLIZANTE




PROJECT
PRIVATE VILLA
 IBIZA, SPAIN
 GLOSSY G320



GLOSSY G326



G320
 33,4 x 33,4 cm. | 13,15" x 13,15"
 G32025Y2 C1 GLOSSY



G326
 33,4 x 33,4 cm. | 13,15" x 13,15"
 G32625Y2 C1 NIEBLA GLOSSY



PROJECT
RESIDENTIAL POOL
NIEBLA 503 5X5



NIEBLA MENTA 5X5



NIEBLA MENTA 5x5
31 x 31 cm. | 13,15" x 13,15"
NIME50Y A10 NIEBLA



NIEBLA 503 5x5
31 x 31 cm. | 13,15" x 13,15"
050350Y A11 NIEBLA


TOGAMA
MORE THAN MOSAIC




NEGRO BLACK NOIR




PROJECT
RESIDENTIAL POOL
GLOSSY G311




PROJECT
COLLI BERICI
VICENZA, ITALIA
NEGRO SILK



PROJECT
PRIVATE VILLAS
CÔTE D'AZUR, FRANCE
NIEBLA NEGRO





PROJECT
RESIDENTIAL POOL
258




NIEBLA GRIS
33,4 x 33,4 cm. | 13,15" x 13,15"
NIGR25Y **A4** NIEBLA



GRIS CLARO
33,4 x 33,4 cm. | 13,15" x 13,15"
GRCL25Y **A5** LISO



258
33,4 x 33,4 cm. | 13,15" x 13,15"
025825Y **A5** LISO




G311
33,4 x 33,4 cm. | 13,15" x 13,15"
G31125Y2 **C3** GLOSSY




FORMATO · SIZE · FORMAT 2,5 x 2,5 cm.



GRIS CLARO SILK
33,4 x 33,4 cm. | 13,15" x 13,15"
GRCL25AY **B3** LISO ANTIDESLIZANTE




258 SILK
33,4 x 33,4 cm. | 13,15" x 13,15"
025825AY **B3** LISO ANTIDESLIZANTE




G312
33,4 x 33,4 cm. | 13,15" x 13,15"
G31225Y2 **C3** GLOSSY




NIEBLA 218
33,4 x 33,4 cm. | 13,15" x 13,15"
021825Y **A4** NIEBLA




NIEBLA NEGRO
33,4 x 33,4 cm. | 13,15" x 13,15"
NINE25Y **A4** NIEBLA




NEGRO
33,4 x 33,4 cm. | 13,15" x 13,15"
NEGR25Y **A6** LISO




NEGRO 5X5
31 x 31 cm. | 13,15" x 13,15"
NEGR50Y **A11** LISO




NIEBLA 218 SILK
33,4 x 33,4 cm. | 13,15" x 13,15"
021825AY **B2** NIEBLA ANTIDESLIZANTE



NIEBLA NEGRO SILK
33,4 x 33,4 cm. | 13,15" x 13,15"
NINE25AY **B2** NIEBLA ANTIDESLIZANTE



NEGRO SILK
33,4 x 33,4 cm. | 13,15" x 13,15"
NEGR25AY **B4** LISO ANTIDESLIZANTE




558 SILK
31 x 31 cm. | 13,15" x 13,15"
055850AY **B8** ANTIDESLIZANTE


TOGAMA
MORE THAN MOSAIC



MARRÓN BROWN MARRON




PROJECT
RESIDENTIAL POOL
BURRIANA, SPAIN
NIEBLA 206




PROJECT
RESIDENTIAL POOL
NIEBLA 205







PROJECT
PUBLIC POOL
GLOSSY G321
GLOSSY G328



ARENA SILK
33,4 x 33,4 cm. | 13,15" x 13,15"
AREN25AY B3 LISO ANTIDESLIZANTE




G321
33,4 x 33,4 cm. | 13,15" x 13,15"
G32125Y2 C1 NIEBLA GLOSSY




ARENA 5x5 SILK
31 x 31 cm. | 13,15" x 13,15"
AREN50AY B8 LISO ANTIDESLIZANTE




G304
33,4 x 33,4 cm. | 13,15" x 13,15"
G30425Y2 C3 LISO GLOSSY




CREMA
33,4 x 33,4 cm. | 13,15" x 13,15"
CREM25Y **A5** LISO




AMARILLO
33,4 x 33,4 cm. | 13,15" x 13,15"
AMAR25Y **A8** LISO




NARANJA
33,4 x 33,4 cm. | 13,15" x 13,15"
NARA25Y **A8** LISO




256
33,4 x 33,4 cm. | 13,15" x 13,15"
025625Y **A5** LISO




273
33,4 x 33,4 cm. | 13,15" x 13,15"
027325Y **A6** LISO



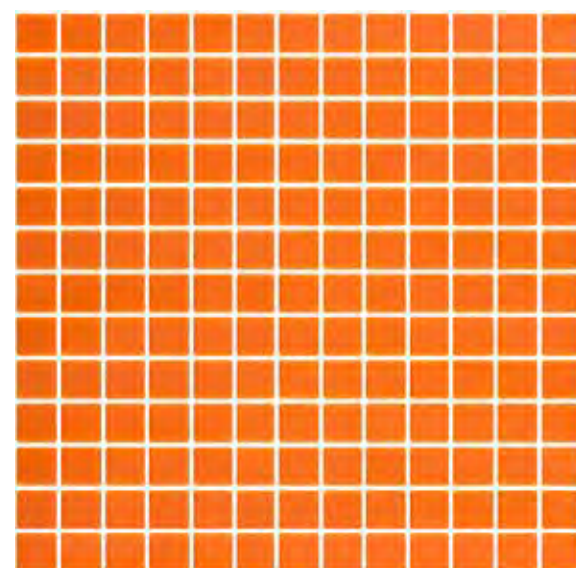
277
33,4 x 33,4 cm. | 13,15" x 13,15"
02775Y **A6** LISO




CREMA SILK
33,4 x 33,4 cm. | 13,15" x 13,15"
CREM25AY **B3** LISO ANTIDESLIZANTE




AMARILLO SILK
33,4 x 33,4 cm. | 13,15" x 13,15"
AMAR25AY **B6** LISO ANTIDESLIZANTE




NARANJA SILK
33,4 x 33,4 cm. | 13,15" x 13,15"
NARA25AY **B6** LISO ANTIDESLIZANTE




256 SILK
33,4 x 33,4 cm. | 13,15" x 13,15"
025625AY **B3** LISO ANTIDESLIZANTE




273 SILK
33,4 x 33,4 cm. | 13,15" x 13,15"
027325AY **B4** LISO ANTIDESLIZANTE



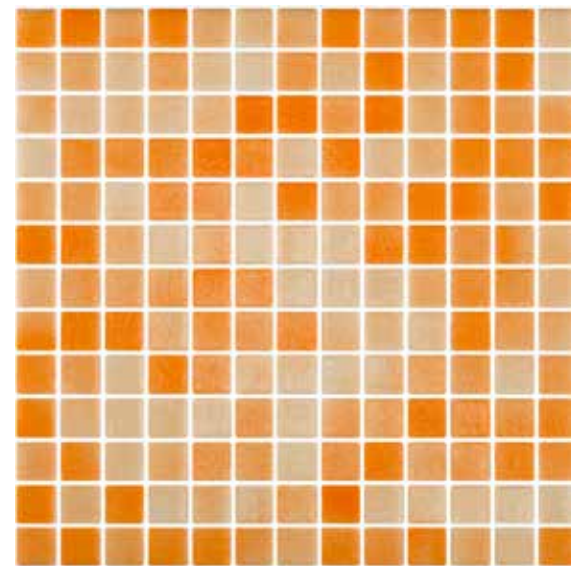
277 SILK
33,4 x 33,4 cm. | 13,15" x 13,15"
027725AY **B4** LISO ANTIDESLIZANTE




NIEBLA 214
33,4 x 33,4 cm. | 13,15" x 13,15"
021425Y **A5** NIEBLA




NIEBLA 206
33,4 x 33,4 cm. | 13,15" x 13,15"
020625Y **A4** NIEBLA




NIEBLA NARANJA
33,4 x 33,4 cm. | 13,15" x 13,15"
NINA25Y **A6** NIEBLA




NIEBLA 213
33,4 x 33,4 cm. | 13,15" x 13,15"
021325Y **A5** NIEBLA




NIEBLA 205
33,4 x 33,4 cm. | 13,15" x 13,15"
020525Y **A4** NIEBLA



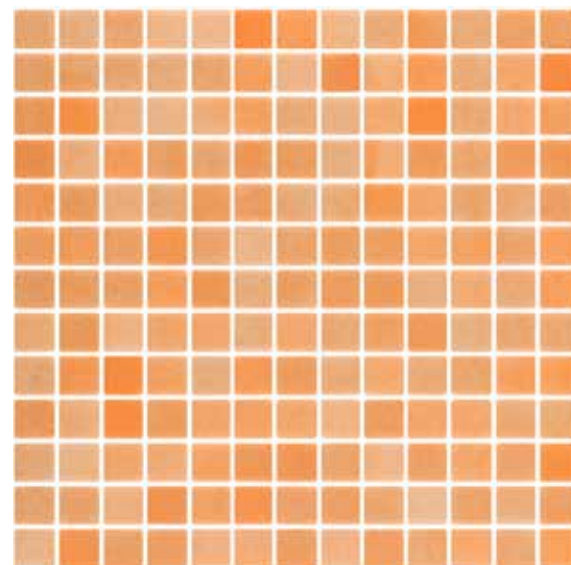
NIEBLA 217
33,4 x 33,4 cm. | 13,15" x 13,15"
02175Y **A5** NIEBLA



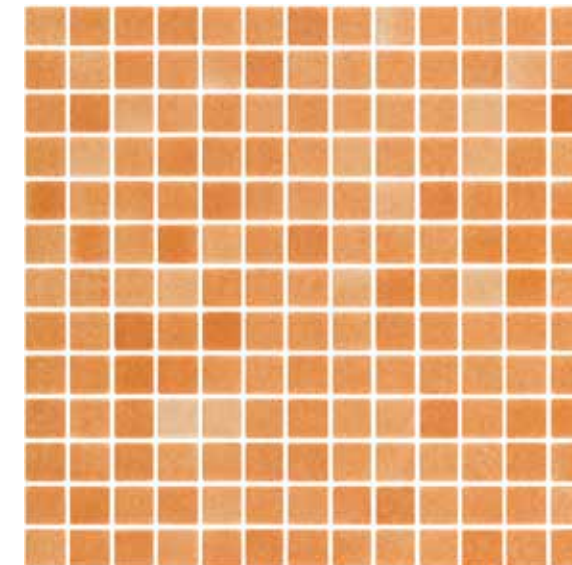
NIEBLA 214 SILK
33,4 x 33,4 cm. | 13,15" x 13,15"
021425AY **B3** NIEBLA ANTIDESLIZANTE



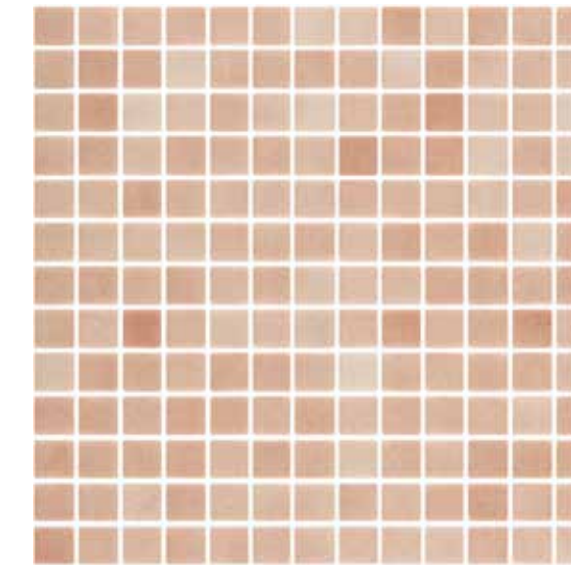
NIEBLA 206 SILK
33,4 x 33,4 cm. | 13,15" x 13,15"
020625AY **B2** NIEBLA ANTIDESLIZANTE




NIEBLA NARANJA SILK
33,4 x 33,4 cm. | 13,15" x 13,15"
NINA25AY **B4** NIEBLA ANTIDESLIZANTE




NIEBLA 213 SILK
33,4 x 33,4 cm. | 13,15" x 13,15"
021325AY **B3** NIEBLA ANTIDESLIZANTE




NIEBLA 205 SILK
33,4 x 33,4 cm. | 13,15" x 13,15"
020525AY **B2** NIEBLA ANTIDESLIZANTE



NIEBLA 217 SILK
33,4 x 33,4 cm. | 13,15" x 13,15"
021725AY **B3** NIEBLA ANTIDESLIZANTE



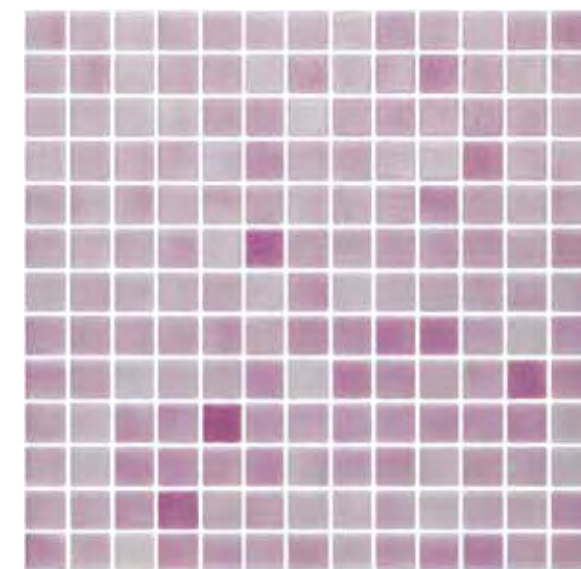
NIEBLA ROJO
33,4 x 33,4 cm. | 13,15" x 13,15"
NIRJ25Y **A6** NIEBLA




ROJO
33,4 x 33,4 cm. | 13,15" x 13,15"
ROJO25Y **A9** LISO




G303
33,4 x 33,4 cm. | 13,15" x 13,15"
G30325Y2 **C4** GLOSSY




NIEBLA 210
33,4 x 33,4 cm. | 13,15" x 13,15"
021025Y **A5** NIEBLA




268
33,4 x 33,4 cm. | 13,15" x 13,15"
026825Y **A6** LISO




G310
33,4 x 33,4 cm. | 13,15" x 13,15"
G31025Y2 **C3** GLOSSY




NIEBLA ROJO SILK
33,4 x 33,4 cm. | 13,15" x 13,15"
NIRJ25AY **B4** NIEBLA ANTIDESLIZANTE



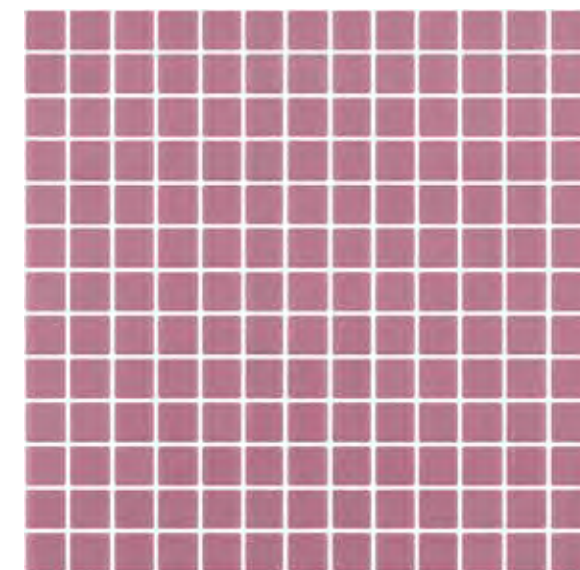
ROJO SILK
33,4 x 33,4 cm. | 13,15" x 13,15"
ROJO25AY **B7** LISO ANTIDESLIZANTE



ROJO 5x5
31 x 31 cm. | 13,15" x 13,15"
ROJO50Y **A12** LISO



NIEBLA 210 SILK
33,4 x 33,4 cm. | 13,15" x 13,15"
021025AY **B3** NIEBLA ANTIDESLIZANTE



268 SILK
33,4 x 33,4 cm. | 13,15" x 13,15"
026825AY **B4** LISO ANTIDESLIZANTE



MARRONES
BROWN
MARRON

FORMATO · SIZE · FORMAT 2,5 x 2,5 cm.

TOGAMA
MORE THAN MOSAIC




COMBIS MIX MÉLANGES





33% G305 / 33% MT04 / 33% NIEBLA BLANCO


PARIS
33,4 x 33,4 cm. | 13,15" x 13,15"
PARI25Y L4



33% MA09 / 33% MT05 / 33% G312

TOKYO
33,4 x 33,4 cm. | 13,15" x 13,15"
TOKY25Y L5





BAHAMAS
33,4 x 33,4 cm. | 13,15" x 13,15"
BAHA25Y L4


33% G320 / 33% G305 / 33% NIEBLA MENTA



MARTINIQUE
33,4 x 33,4 cm. | 13,15" x 13,15"
MART25Y L3

20% G320 / 80% NIEBLA MENTA






80% BLANCO / 20% G305

MONTREAL


33,4 x 33,4 cm. | 13,15" x 13,15"
MONT25Y L3



33% MA13 / 33% MT07 / 33% G329

MILAN


33,4 x 33,4 cm. | 13,15" x 13,15"
MILA25Y L5



33% MA14 / 33% MT08 / 33% G330

DURBAN


33,4 x 33,4 cm. | 13,15" x 13,15"
DURB25Y L5



33% G325 / 33% G322 / 33% NIEBLA BLANCO

ARTIC


33,4 x 33,4 cm. | 13,15" x 13,15"
ARTI25Y L4



33% G322 / 33% G305 / 33% NIEBLA FUERTE

ADRIATIC

33,4 x 33,4 cm. | 13,15" x 13,15"
ADRI25Y L4



20% G325 / 80% NIEBLA FUERTE

INDICO

33,4 x 33,4 cm. | 13,15" x 13,15"
INDI25Y L3



33% G320 / 33% MT04 / 33% G328

BALI

33,4 x 33,4 cm. | 13,15" x 13,15"
BALI25Y L4



33% NIEBLA BLANCO / 33% MT01 / 33% G328

SYDNEY


33,4 x 33,4 cm. | 13,15" x 13,15"
SYDN25Y L4



33% MT01 / 33% G311 / 33% BLANCO

BOSTON


33,4 x 33,4 cm. | 13,15" x 13,15"
BOST25Y L4



33% G322 / 33% G320 / 33% BLANCO

BALTIC

33,4 x 33,4 cm. | 13,15" x 13,15"
BALT25Y L4



33% G325 / 33% G322 / 33% NIEBLA PISCINA

PACIFIC


33,4 x 33,4 cm. | 13,15" x 13,15"
PACI25Y L4



80% 202 / 20% G326


MURANO

33,4 x 33,4 cm. | 13,15" x 13,15"
MURA25Y L3




50% NIEBLA AZUL / 50% NIEBLA PISCINA

CARIBE
33,4 x 33,4 cm. | 13,15" x 13,15"
CARI25Y L1




50% NIEBLA AZUL / 50% NIEBLA FUERTE

TURQUESA
33,4 x 33,4 cm. | 13,15" x 13,15"
TURQ25Y L1




33% AZUL FUERTE / 33% AZUL MEDIO / 33% BLANCO

AGUAMARINA
33,4 x 33,4 cm. | 13,15" x 13,15"
AGUA25Y L2



50% AZUL MEDIO / 50% AZUL CLARO

MAURICIO
33,4 x 33,4 cm. | 13,15" x 13,15"
MAUR25Y L1



40% NI. AZUL / 40% NI. PISCINA / 20% NI. BLANCO


IBIZA
33,4 x 33,4 cm. | 13,15" x 13,15"
IBIZ25Y L1




33% 202 / 33% 203 / 33% 204


AZORES
33,4 x 33,4 cm. | 13,15" x 13,15"
AZOR25Y L2

TOGAMA
MORE THAN MOSAIC



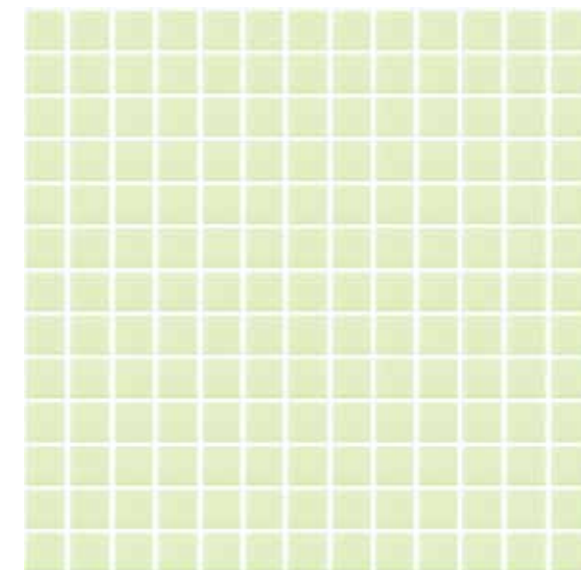
ESPECIAL SPECIAL SPÉCIAL






METALIZADO · METAL FINISHED

MT 01
33,4 x 33,4 cm. | 13,15" x 13,15"
MT0125Y2 E1




LUMINISCENTE · LUMINESCENT

LU 01
33,4 x 33,4 cm. | 13,15" x 13,15"
LU0125Y2 J1




METALIZADO · METAL FINISHED

MT 02
33,4 x 33,4 cm. | 13,15" x 13,15"
MT0225Y2 E2




LUMINISCENTE · LUMINESCENT

LU 02
33,4 x 33,4 cm. | 13,15" x 13,15"
LU0225Y2 J1





TOGAMA
MORE THAN MOSAIC



DISEÑO PERSONALIZADO CUSTOM DESIGN *DESSINS PERSONALISÉS*








PROJECT
FUNAN MALL
SINGAPUR
CUSTOM DESIGN





PROJECT
HOTEL & RESORT CALA PADA
IBIZA, SPAIN
CUSTOM DESIGN







PROJECT
PRIVATE VILLAS
BENICASIM, SPAIN
CUSTOM DESIGN








CENEFA OLAS
33,4 x 26 cm. | 13,1" x 10,2"
CENE06Y Q5



CENEFA N°2
31 x 14,5 cm. | 12,2" x 6,1"
CE0225Y P1

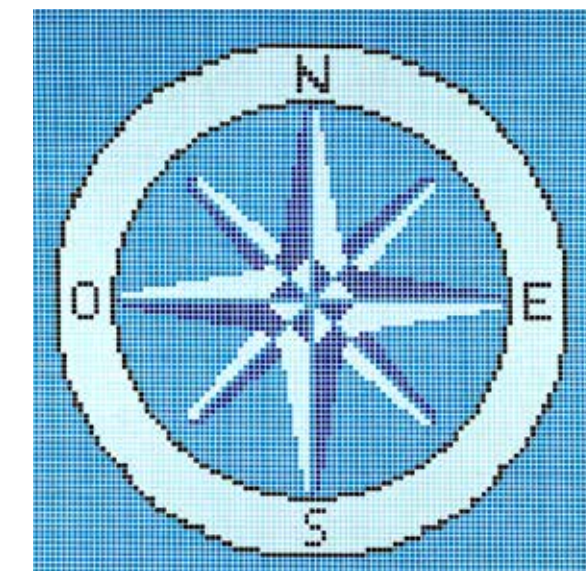




DELFIN
 333 x 133 cm. | 131,10" x 52,36"
 DELF25Y Q2



DELFINES JUGANDO
 300 x 300 cm. | 118,11" x 118,11"
 DEJU25Y Q1



ROSA DE LOS VIENTOS
 267 x 267 cm. | 105,12" x 105,12"
 RVGR25Y Q3

CARACTERÍSTICAS TÉCNICAS
TECHNICAL FEATURES *CARACTÉRISTIQUES TECHNIQUES*




CARACTERÍSTICAS TÉCNICAS / TECHNICAL FEATURES / CARACTÉRISTIQUES TECHNIQUES

NORMA	DESCRIPCIÓN NORMA	SIXTIES	2,5x2,5 / 5x5	MIX DECOR	MATT SIXTIES	SILK 5x5 - SILK
UNE-EN ISO 10545-3	ABSORCIÓN DE AGUA / WATER ABSORPTION / ABSORTION D'EAU	< 0,20%	<0,10%	<0,10%	<0,20%	<0,10%
UNE-EN ISO 10545-12	RESISTENCIA A LA HELADA / FROST RESISTANCE / RÉSISTANCE AU GEL	RESISTE	RESISTE	RESISTE	RESISTE	RESISTE
UNE-EN ISO 10545-13	RESISTENCIA QUÍMICA / CHEMICAL RESISTANCE / RÉSISTANCE CHIMIQUE	A/LA/HA	A/LA/HA	A/LC/HC	A/LA/HA	A/LA/HA
UNE-EN ISO 10545-14	RESISTENCIA A LAS MANCHAS / STAIN RESISTANCE / RÉSISTANCE AU XTÂCHE	CLASE 4	CLASE 5	CLASE 5	CLASE 4	CLASE 5
UNE 67-101:1985+1M:92	DUREZA AL RAYADO DE LA SUPERFICIE MOHS SCRATCH HARDNESS ACCORDING TO MOHS RÉSISTANCE AUX RAILLURE SELONT PARAMÈTRE MOHS	6	5	5	6	7
UNE-41901:2017 EX	RESISTENCIA AL DESLIZAMIENTO (PÉNDULO) SLIP RESISTANCE (PENDULUM) COÉFICIENT DE FRICTION DINAMIQUE SELON MÉTHODE (PENDULE)	CLASE 1			CLASE 3	CLASE 3
DIN 51130 Apdo 5	ÁNGULO CRÍTICO DE DESLIZAMIENTO (RAMPA) CRITICAL ANGLE OF SLIP (INCLINED PLATFORM) ANGLE CRITIQUE ANTIDÉRAPANT (RAMPE)				R11	R11
DIN 51097	ÁNGULO CRÍTICO DE DESLIZAMIENTO. ZONAS HUMEDAS DE ANDAR DESCALZO. CRITICAL ANGLE OF SLIP, WET-LOADED BAREFOOT AREAS ANGLE CRITIQUE ANTIDÉRAPANT EN ZONES HUMIDES A PIED NUÉ				CLASE C	CLASE C
ISO/DIS 10545-17	COEFICIENTE DE FRICCIÓN DINÁMICO (TORTUS) DYNAMIC COEFFICIENT OF FRICTION (TORTUS) COÉFICIENT DE FRICTION DINAMIQUE (TORTUS)				SATISFACTORIO	SATISFACTORIO
ANSI A137:1x	COEFICIENTE DE FRICCIÓN DINÁMICO (DCOF) DYNAMIC COEFFICIENT OF FRICTION (DCOF) COÉFICIENT DE FRICTION DYNAMIQUE (DCOF)				0,59	0,74
UNE 138001	RESISTENCIA AL DESGASTE POR TRÁNSITO PEATONAL RESISTANCE TO WEAR BY PEDESTRIAN TRAFFIC RÉSISTANCE À L'USURE DES PIÉTONS	H6			H6	

EMBALAJE / PACKING LIST / LISTE DE COLISAGE

COLLECTION COLLECTION SERIE	FORMAT FORMAT FORMATO	BOX BOÎTE CAJA				PALLET PALETTE PALET			EUROPALLET EUROPALETTE EUROPALET		
		BOX BOÎTE CAJA	KG/BOX KG/BOÎTE KG/CAJA	SHEETS/BOX PLAQUES/BOÎTE PLACAS/CAJA	DIMENSION OF SHEET MESURE DE LA PLAQUE DIMENSION PLACA (mm)	PALLET PALETTE PALET (m2)	BOXES/PAL BOÎTES/PAL CAJAS/PAL	KG/PAL KG/PAL KG/PAL	EUROPALLET EUROPALETTE EUROPALET (m2)	BOXES/EPAL BOÎTES/EPAL CAJAS/EPAL	KG/EPAL KG/EPAL KG/EPAL
SIXTIES - MATT SIXTIES - PETRA	50x44	1 m2	11 kg	11	330 X 298	54 m2	54 boxes	604 kg	36 m2	36 boxes	420 kg
2,5 x 2,5 - SILK	25X25	2 m2	18 kg	18	334 X 334	144 m2	72 boxes	1.306 kg	96 m2	48 boxes	886 kg
BORA- MIST - MIX	25X25	2 m2	18 kg	18	334 X 334	144 m2	72 boxes	1.306 kg	96 m2	48 boxes	886 kg
5 x 5 - 5ILK	50x50	2 m2	22 kg	20	310 X 310	108 m2	54 boxes	1.198 kg	72 m2	36 boxes	814 kg
CENEFA 2	25x25	11 ml	17 kg	36	310 X 145	792 ml	72 boxes	1.234 kg	528 ml	48 boxes	838 kg
CENEFA OLAS	25X25	6 ml	14 kg	18	334 X 260	432 ml	72 boxes	1.018 kg	288 ml	48 boxes	694 kg



INDICE / INDEX / INDICE

- 1 Mosaico vítreo TOGAMA**
Glass mosaic Togama
Mosaïque en paté de verre Togama
- 2 Tecnología de soporte**
Support technology
Technologie de support
- 3 Preparación de la superficie**
Surface preparation
Préparation de la surface
- 4 Planificación de la colocación**
Placement planning
Planification du placement
- 5 Elección del adhesivo**
Adhesive selection
Sélection des adhésifs
- 6 Colocación**
Placement
Placement
- 7 Elección y aplicación de la junta**
Board selection and application
Sélection et applicatiron du joint
- 8 Limpieza y mantenimiento**
Cleaning and maintenance
Nettoyage et entretien
- 9 Herramientas**
Tools
Outils

1

MOSAICO VÍTREO / GLASS MOSAIC / MOSAÏQUE EN PATÊ DE VERRE



- El mosaico vítreo de TOGAMA se fabrica en España desde 1987, a partir de vidrio de origen 100% reciclado. Dicho vidrio sufre diversas transformaciones durante el proceso productivo mediante una serie de operaciones de molturación, prensado y cocción a alta temperatura, obteniendo finalmente unas teselas de vidrio con características técnicas propias y en diversos formatos.

Tras la cocción, las teselas pasan a una etapa de mezclado y homogeneización con el fin de obtener una destonificación armoniosa y realzar la belleza del mosaico.

Por último, las teselas se unen entre sí mediante la tecnología UNNION Polyurethane System, la cual le otorga consistencia y flexibilidad al panel de mosaico, para su fácil colocación.

El mosaico vítreo puede presentar algunos bordes irregulares y ligeras variaciones en su tamaño, debido a su elevada contracción en el proceso de cocción, las cuales son características propias del mosaico. Estas ligeras variaciones, presentan un bajo impacto en el acabado final, lo cual da aspecto natural propio del mosaico.

El mosaico vítreo tiene las propiedades de resistir productos químicos, heladas, resistencia a las manchas, a la abrasión, a radiaciones solares, cambios de temperatura y posee nula porosidad. Por su inalterabilidad, fácil limpieza y colocación, es ideal para revestir piscinas, baños, cocinas y zonas de alto tránsito.

- Togama vitreous mosaic has been manufactured in Spain since 1987, from 100% recycled glass. This glass undergoes various transformations during the production process through a series of milling, pressing and firing operations at high temperature, finally obtaining glass tiles with its own technical characteristics and in various formats.

After laying, the tiles go through a mixing and homogenization stage in order to obtain a harmonious de-toning and enhance the beauty of the mosaic.

Finally, the tessera are joined together by means of our UNNION POLYURETHANE SYSTEM technology, which gives consistency and flexibility to the mosaic panel, for easy placement.

The glass mosaic may present some irregular edges and slight variations in its size, due to its high shrinkage in the firing process, which are characteristic of the mosaic. These slight variations present a low impact on the final finish, which gives the mosaic's own natural appearance.

The vitreous mosaic has the properties of resisting chemicals, frost, resistance to stains, abrasion, solar radiation, temperature changes and has zero porosity. Due to its inalterability, easy cleaning and placement, it is perfect for lining swimming pools, bathrooms, kitchens and high traffic areas.

- La mosaïque vitreuse Togama est fabriquée en Espagne depuis 1987, à partir de verre 100% recyclé. Ce verre subit diverses transformations au cours du processus de production à travers une série d'opérations de fraisage, pressage et cuisson à haute température, obtenant finalement des carreaux de verre avec ses propres caractéristiques techniques et dans de différents formats.

Après la pose, les carreaux passent par une étape de mélange et d'homogénéisation afin de rehausser la beauté de la mosaïque et d'obtenir une tonification harmonieuse.

A la fin du processus, les tesselles sont assemblées avec notre technologie UNNION POLYURETHANE SYSTEM, qui donne de la cohérence et flexibilité à la plaque de mosaïque, pour une installation facile.


La mosaïque en pâte de verre peut présenter des bords irréguliers et de légères variations dans sa taille, en raison de son fort retrait lors du processus de cuisson (caractéristiques spécifiques de la mosaïque). Ces légères variations présentent un faible impact sur l'ultime finition, ce qui donne à la mosaïque son propre aspect naturel.

La mosaïque vitreuse a les propriétés de résister aux produits chimiques, au gel, aux taches, à l'abrasion, au rayonnement solaire, aux changements de température et n'a aucune porosité. En raison de son inaltérabilité, de son nettoyage et de son installation faciles, il est parfait pour le revêtement des piscines, des salles de bains, des cuisines et des zones à fort trafic.

■ FORMATOS Y DIMENSIONES / FORMATS AND DIMENSIONS / FORMATS ET DIMENSIONS

	Formato 1	Formato 2	Formato 3
PLACA SHEET PLAQUE	334 x 334 x 4,4 mm 13,1" x 13,1" x 0,17"	310 x 310 x 5,6 mm 12,2" x 12,2" x 0,22"	330 x 298 x 5,3 mm 13" x 11,7" x 0,21"
TESELA TESSERA TESSÈRE	25 x 25 x 4,4 mm 1" x 1" x 0,17"	50 x 50 x 5,6 mm 2" x 2" x 0,22"	50 x 44 x 5,3 mm 2" x 1,7" x 0,21"

2 **TECNOLOGÍA DEL SOPORTE.** / SUPPORT TECHNOLOGY. / TECHNOLOGIE DE SUPPORT.
PUNTO DE POLIURETANO POLYURETHANE DOT POINT POLYURÉTHANE



Resistencia
Resistance
Résistance

Durabilidad
Durability
Durabilité

Fácil Colocación
Easy Installation
Installation facile

Flexibilidad
Flexibility
Flexibilité

No invade las juntas
Does not invade the joints
N'envahit pas les joints


Excelente Agarre
Excellent Grip
Adhérence excellente

3 **PREPARACIÓN DE LA SUPERFICIE** / SURFACE PREPARATION / PRÉPARATION DE LA SURFACE

- **LIMPIEZA.** La superficie debe estar totalmente limpia antes de aplicar el mortero de agarre o el adhesivo. Cualquier residuo presente en la colocación impedirá la adhesión, por lo que es esencial limpiar completamente. ¿Cómo limpiar el superficie?
 - Eliminar por cepillado cualquier resto de polvo.
 - Eliminar los restos de aceites y ceras limpiando con productos detergentes.
 - Eliminar cualquier resto de pintura o yeso con una espátula.
- **ESTABILIDAD.** La superficie deberá ser estable, sin ningún tipo de desprendimiento. La superficie deberá estar perfectamente lisa y uniforme. Reparar las posibles grietas o fisuras que presente la superficie antes de comenzar la instalación.
- **HUMEDAD.** La superficie debe estar seca, el grado de humedad deberá ser inferior al 3%.
- **PLANICIDAD.** La superficie debe estar nivelada, pudiéndose emplear morteros de nivelación o incluso capas impermeabilizadoras y de drenaje. La desviación máxima medida con una regla de 2m no excederá los 3mm.

- **CLEANING** The surface must be completely clean before applying the mortar or adhesive. Any residue present in the installation will prevent adhesion, so it is essential to clean thoroughly. How to clean the surface?
 - Brush off any remaining dust.
 - Remove traces of oils and waxes by cleaning with detergent products.
 - Remove any paint or plaster challenges with a putty knife.
- **STABILITY** The surface must be stable, without any type of detachment. The surface must be perfectly smooth and uniform. Repair any cracks or fissures on the surface before starting the installation.
- **HUMIDITY** The surface must be dry; the degree of humidity must be less than 3%.
- **FLATNESS** The surface must be levelled, being able to use levelling mortars or even waterproofing and drainage layers. The maximum deviation measured with a 2m ruler shall not exceed 3 mm.

- **NETTOYAGE** La surface doit être parfaitement propre avant d'appliquer le mortier ou l'adhésif. Tout résidu présent dans l'installation empêchera l'adhérence, il est donc essentiel de bien nettoyer. Comment nettoyer la surface?
 - Brossez toute poussière restante.
 - Éliminer les traces d'huiles et de cires en nettoyant avec des produits détergents.
 - Retirez toute trace de peinture ou de plâtre avec un couteau à mastic.
- **LA STABILITÉ** La surface doit être net, sans aucun type de détachement. La surface doit être parfaitement lisse et uniforme. Réparez les fissures sur la surface avant de commencer l'installation.
- **HUMIDITÉ** La surface doit être sèche; le degré d'humidité doit être inférieur à 3%.
- **PLATITUDE** La surface doit être plate, pouvant utiliser des mortiers de nivellement ou même des couches d'imperméabilisation et de drainage. L'écart maximal mesuré avec une règle de 2 m ne doit pas dépasser 3 mm.




4 PLANIFICACIÓN DE LA COLOCACIÓN / PLACEMENT PLANNING / PLANIFICATION DES PLACEMENTS

- La colocación en un espacio interior sería de arriba hacia abajo, para que en caso de tener que realizar cualquier corte en el mosaico, éste se realice en el suelo para disminuir el impacto visual. Para la colocación en una piscina comenzaremos de arriba hacia abajo en las paredes, después seguiremos con las escaleras y terminaremos con el suelo. En lugares que suelen tener contacto con el agua como el jardín, la piscina, el baño, terrazas y escaleras, el mosaico vítreo antideslizante puede cubrir la solución de pavimentación gracias a su certificación de clase 3.
** TOGAMA recomienda revisar el material antes de su instalación así como de los primeros 6 metros instalados.*

- The placement in an interior space would be from top to bottom, so that in case of having to make any cut in the mosaic, it will be done on the floor to reduce the visual impact. For placement in a pool, we will start from the top down on the walls, and then we will continue with the stairs and will end with the floor. In places that often have contact with water such as the garden, swimming pool, bathroom, terraces and stairs, the non-slip glass mosaic can cover the flooring solution thanks to its class C3.
** TOGAMA recommends checking the material before its installation as well as the first 6 meters installed.*

- Le placement dans un espace intérieur se ferat de haut en bas, de manière a reduire en cas de coupe au sol l'impact visuel. Pour le placement dans une piscine, nous commencerons de haut en bas sur les murs, puis nous continuerons avec les escaliers et nous terminerons par le sol. Dans les endroits souvent en contact avec l'eau comme le jardin, la piscine, la salle de bain, les terrasses et les escaliers, la mosaïque de verre antidérapante peut être la solution de revêtement de sol grâce à sa classe C3.
** TOGAMA recommande de vérifier le matériel avant son installation ainsi que les 6 premiers mètres installés.**



5 ELECCIÓN DEL ADHESIVO / CHOICE OF ADHESIVE / CHOIX D'ADHÉSIF

- La calidad de la instalación dependerá de la adecuada selección y utilización del material de agarre. Debemos tener en cuenta lo siguiente:
 - El lugar donde se realizará la colocación, un soporte que está en el exterior, en interior o sumergido en agua.
 - El tipo de soporte donde se va a realizar la colocación (hormigón, yeso, ...)
 - Las características técnicas del mosaico vítreo, su absorción al agua es prácticamente nula por lo que vamos a necesitar un material con unas características de agarre superiores.

TOGAMA recomienda un adhesivo cementoso mejorado con deslizamiento vertical nulo C2 y con tiempo abierto prolongado, para superficies de hormigón.

- The quality of the installation will depend on the proper selection and use of the gripping material. We must take into account the following:
 - The place where the placement will take place, a surface that is outdoors, indoors or submerged in water.
 - The type of surface where the installation has to be carried out (concrete, plaster ...)
 - The technical characteristics of the glass mosaic, its water absorption is practically nil, so we will need a material with superior grip characteristics.

TOGAMA recommends a C2 zero vertical slip enhanced cementitious adhesive with long open time for concrete surfaces.

- La qualité de l'installation dépendra de la sélection et de l'utilisation appropriées du matériau de préhension. Nous devons prendre en compte les éléments suivants:*
 - L'endroit où le placement aura lieu, une surface extérieure, intérieure ou immergée dans l'eau.*
 - Le type de surface où l'installation doit être réalisée (béton, plâtre ...)*
 - Les caractéristiques techniques de la mosaïque en pâte de verre, son absorption d'eau est pratiquement nulle, nous aurons donc besoin d'un matériau avec des caractéristiques d'adhérence supérieures.*

TOGAMA recommande un adhésif cimentaire amélioré à glissement vertical C2 zéro avec un long temps ouvert pour les surfaces en béton.

6 COLOCACIÓN / PLACEMENT / PLACEMENT

- Para que el adhesivo se comporte de la manera adecuada se deberán seguir las recomendaciones de uso del fabricante. Amasando el adhesivo, obtendremos una pasta homogénea y cremosa, sin grumos ni burbujas de aire. Las condiciones ambientales de aplicación deberán ser:
 - La temperatura ambiente entre 5° C y 30° C
 - La velocidad del viento inferior a 50 km/hora.
 - Sin lluvia

El adhesivo se aplicará sobre la superficie de colocación con una llana dentada de 2-3 mm. El mosaico deberá colocarse dentro del tiempo abierto del adhesivo, antes de que se forme una película seca en la superficie que impida la adherencia. Por este motivo aconsejamos no extender más de 2 m2. Colocar los paneles y presionar con una llana de goma para que todos los mosaicos queden perfectamente adheridos. Corregir los defectos de alineación con la llana de goma y quitar el exceso de adhesivo con una esponja. Repetir el proceso anterior hasta terminar de revestir la superficie. Dejar que fragüe el adhesivo según las recomendaciones del fabricante, aprox. 24 horas.


- For a good and correct adhesion, the manufacturer's recommendations must be followed. We will obtain a homogeneous and creamy paste, without lumps or air bubbles by Kneading the adhesive. The environmental conditions of application have to be the followings:
 - An ambient temperature between 5° C & 30° C
 - Wind speed less than 50 km / hour.
 - Without rain

The adhesive will be applied to the installation surface with a 2-3 mm notched trowel. The mosaic should be placed within the open time of the adhesive, before a dry film forms on the surface that prevents adhesion. For this reason, we advise to not extend more than 2 m2. Place the panels and press with a rubber trowel so that all the mosaics are perfectly adhered. Correct any misalignment with the rubber trowel and remove excess adhesive with a sponge. Repeat the above process until finishing coating the surface. Leave the adhesive to set according to the manufacturer's recommendations, approx. 24 hours.

- Pour une bonne et correcte adhérence, les recommandations du fabricant doivent être suivies. On obtiendra une pâte homogène et crémeuse, sans grumeaux ni bulles d'air en pétrissant la colle. Les conditions environnementales d'application doivent être les suivantes:*
 - Une température ambiante comprise entre 5 ° C et 30 ° C*
 - Vitesse du vent inférieure à 50 km / heure.*
 - Sans pluie*

L'adhésif sera appliqué sur la surface d'installation avec une taloche crantée de 2-3 mm. La mosaïque doit être placée pendant le temps ouvert de l'adhésif, avant qu'un film sec ne se forme sur la surface qui empêche l'adhérence. Pour cette raison, nous vous conseillons de ne pas étendre plus de 2 m2. Placer les panneaux et presser avec une taloche en caoutchouc pour que toutes les mosaïques adhèrent parfaitement.

Corrigez tout défaut d'alignement avec la truelle en caoutchouc et enlevez l'excès d'adhésif avec une éponge. Répétez le processus ci-dessus jusqu'à la finition du revêtement de la surface. Laisser l'adhésif durcir selon les recommandations du fabricant, env. 24 heures



ELECCIÓN DE LA JUNTA

La junta tiene dos tipos de funciones:

Función estética.
Función mecánica

- Realzan las posibilidades estéticas del mosaico.
- Absorción de las deformidades del soporte base.
- Absorción de las dilataciones debido a los cambios térmicos.
- La impermeabilidad.

Las juntas se clasifican según la norma europea UNE-EN 13888 :

CG 1: Morteros de juntas cementosas normal.

CG 2: Morteros de juntas cementosas mejorados.

RG: Mortero de juntas de resinas reactivas. Su endurecimiento resulta de una reacción química.

APLICACIÓN DE LA JUNTA

- Las juntas deben estar limpias, secas y exentas de polvo.
- Se debe obtener una masa homogénea y cremosa, sin grumos ni burbujas de aire.
- El adhesivo sobrante de la colocación se debe eliminar cuando esté todavía fresco.
- Aplicaremos con una llana de goma la pasta de rejuntado rellenando bien todas las juntas.
- Después de 2 m2 de pasta aplicada limpiar los excesos de junta.
- Las condiciones ambientales para aplicar la junta deberán ser sin lluvia y con temperaturas entre 5° C y 30° C.

**BOARD ELECTION**

The board has two types of functions:

Aesthetic function.
Mechanical function

- They enhance the aesthetic possibilities of the mosaic.
- Absorption of the deformities of the base support.
- Absorption of expansions due to thermal changes.
- The impermeability.

The joints are classified according to the European standard UNE-EN 13888:

CG 1: Mortars for normal cementitious joints.

CG 2: Improved cementitious joint mortars.

RG: Reactive resin joint mortar. Its hardening results from a chemical reaction.

APPLICATION OF THE BOARD

- The joints must be clean, dry and free of dust.
- You must obtain a homogeneous and creamy grouting paste, without lumps or air bubbles.
- Excess adhesive from the installation should be removed while still fresh.
- Apply the grouting paste with a rubber trowel, filling properly all the joints well.
- After 2 m2 of applied paste, clean any excess joint.
- The environmental conditions to apply the joint must be without rain and with temperatures between 5° C & 30° C.

SÉLECTION DU JOINT

Le joint a deux types de fonctions:

Fonction esthétique.
Fonction mécanique

- Ils améliorent les possibilités esthétiques de la mosaïque.
- Absorption des déformations du support de base.
- Absorption des expansions dues aux changements thermiques.
- L'imperméabilité.

Les joints sont classés selon la norme européenne UNE-EN 13888:

CG 1: Mortiers pour joints cimentaires normaux.

CG 2: Mortiers à joints cimentaires améliorés.

RG: Mortier de joint en résine réactive. Son durcissement résulte d'une réaction chimique.

APPLICATION DU JOINT

- Les joints doivent être propres, secs et exempts de poussière.
- Vous devez obtenir une pâte de jointoiment homogène et crémeuse, sans grumeaux ni bulles d'air.
- L'excès d'adhésif de l'installation doit être enlevé alors qu'il est encore frais.
- Appliquer la pâte de jointoiment avec une taloche en caoutchouc en remplissant correctement tous les joints.
- Après 2 m2 de pâte appliquée, nettoyer tout excédent de joint.
- Les conditions environnementales pour appliquer le joint doivent être sans pluie et avec des températures comprises entre 5 ° C et 30 ° C.

LIMPIEZA FINAL DE OBRA

Después de la colocación es fundamental realizar una buena limpieza para eliminar residuos de junta. Para esta operación, emplear un detergente de acción ligeramente ácida que no despida humos tóxicos y respete las juntas, el material y el usuario, como FILADETERDEK. En el caso de material colocado con junta epoxi o en base resina, se aconseja realizar la limpieza final de obra con un limpiador específico de residuos epoxi, como FILACR10.

MANTENIMIENTO

Para un buen mantenimiento del mosaico se aconseja el empleo de un detergente neutro con alto poder limpiador como FILACLEANER. TOGAMA recomienda el uso de FILASTONE PLUS para las series MATT SIXTIES, SILK y 5ILK, añade un efecto revitalizante en la tonalidad, al tiempo que protege contra los agentes atmosféricos y contra todo tipo de manchas orgánicas.

FINAL CLEANING OF WORK.

After installation it is essential to perform a good cleaning in order to remove joint residue and in general dirt from the work. For this operation we recommend the use of a mildly acidic detergent that does not emit toxic fumes and respects the joints, the material and the user, such as FILADETERDEK.

In the case of material placed with epoxy gasket or resin base, it is advisable to perform the final cleaning of the work with a specific epoxy waste cleaner, such as FILACR10.

MAINTENANCE.

For a good maintenance of the mosaic we recommend the use of a neutral detergent with high cleaning power such as FILACLEANER.

We recommend the use of FILASTONE PLUS for the MATT SIXTIES, SILK and 5ILK series, it provides a revitalizing effect on the tone, while protecting against atmospheric agents and against all types of organic stains.

**NETTOYAGE FINAL DES TRAVAUX.**

Après la pose, il est indispensable d'effectuer un bon nettoyage pour éliminer les éventuels résidus de joint. Pour cette opération, utilisez un détergent légèrement acide qui n'émet pas de fumées toxiques et respecte les joints, le matériau et l'utilisateur, tel que FILADETERDEK.

Dans le cas d'un matériau posé avec un joint à base d'époxy ou de résine, il est conseillé de procéder au nettoyage final de l'ouvrage avec un nettoyeur pour résidus époxy spécifique, tel que FILACR10.

ENTRETIEN.

Pour un bon entretien de la mosaïque, il est recommandé d'utiliser un détergent neutre à fort pouvoir nettoyant tel que FILACLEANER.

TOGAMA recommande l'utilisation de FILASTONE PLUS pour les séries MATT SIXTIES, SILK et 5ILK, il ajoute un effet revitalisant sur le ton, tout en protégeant contre les agents atmosphériques et contre tous types de taches organiques.



DETERDEK



FILACR10



FILACLEANER



FILASTONE PLUS



Guantes
Gloves
Gants



Zapatos seguridad
Safety shoes
Chaussures de sécurité



Gafas
Safety glasses
Lunettes de sécurité



Mascarilla
Mask
Masque



Tenazas de corte
Cutting pliers
Pince coupante



Esponja
Sponge
Éponge



Mezclador de mortero
Mortar mixer
Mélangeur de mortier




Llana dentada de 2-3 mm
Notched trowel of 2-3 mm
Truelle crantée de 2-3 mm



Llana de goma
Rubber trowel
Truelle en caoutchouc



Tenazas de disco
Disc pliers
Pince à disque



Sierra portátil para discos de corte.
Portable saw for cutting discs.
Scie portable pour disques.



Disco de diamante para corte de Gres Porcelánico.
Diamond disc for cutting of Porcelain Stoneware.
Disque diamant pour la coupe de grès cérame.



CORTE / CUTTING / COUPE

Al colocar el mosaico, es necesario cortarlo para adaptarlo a la geometría del lugar a decorar. En TOGAMA recomendamos **sierra eléctrica portátil para discos de corte** antes que las tenazas puesto que el corte resultante es un corte de mayor calidad y sin filo. El disco de diamante debe ser del tipo continuo húmedo.

When installing the mosaic, it is necessary to cut it to adapt it to the geometry of the space to decorate. In TOGAMA we recommend portable electric saw for cutting discs instead of the pliers since the resulting cut is a higher quality cutting and without cutting edge. The diamond disc must be of the continuous wet type.

Lors de la pose de la mosaïque, il est nécessaire de la découper pour l'adapter à la géométrie de l'endroit à décorer. Chez TOGAMA, nous recommandons l'utilisation d'une scie électrique portable pour les disques de coupe avant les pinces car la coupe obtenue est de meilleure qualité et ne présente pas d'arête de coupe. Le disque de diamant doit être du type humide continu.



MADE IN SPAIN



ISO 14001: 2015

Registered Company nº 30350001 UM15

ISO 9001: 2015

Registered Company nº 30350001 QM15

TOGAMA
MORE THAN MOSAIC

Info: togama@togama.com
Orders/Pedidos: sales@togama.com
www.togama.com

